

RAIN BIRD 1800 Series

The 1800 Series Spray Heads are the #1 commercial-grade irrigation brand. Chosen for its reliable, heavy-duty materials and versatility, the 1800 Series offers a broad selection of spray heads for watering shrubs, small lawns, and irregularly shaped planting areas. Precision spray heads and nozzles customize your watering system to cover virtually any configuration lawn and garden.

Features and Benefits:

- Utilizes Rain Bird's pop-up mechanism for out of sight retraction when not in operation.
- Multiple pop-up heights for maximum design flexibility.
- Full- and partial-circle coverage and infinite pattern adjustment for optimum head-to-head coverage.
- With an exposed surface of 2 1/4", you can place it almost anywhere.

Models:

ITEM #	MODEL	DIMENSIONS
RB1804	4-inch pop-up	6" body height
RB1806	6-inch pop-up	9 3/8" body height
RB1812	12-inch pop-up	16" body height



MPR Plastic Nozzles

Matched Precipitation Rate (MPR) nozzles simplify the design process by allowing sprinklers with various arcs and radii to be mixed on the same circuit. For use with Rain Bird pop-ups, MPR spray nozzles are now color coded on the top to enhance your productivity. Now it's easier to sort, organize and install with Top Color-coded™ nozzles.



Rotary Nozzle

Rotary Nozzles provide unsurpassed design flexibility and highly efficient water distribution from 13 to 14 feet. Multiple rotating streams deliver close-in watering and even coverage. The low precipitation rate of approximately 60% less flow than conventional spray nozzles significantly reduces wasteful run-off and erosion. For use with Rain Bird spray heads.



Variable Arc Nozzle

Adjustable nozzles for all standard and irregular shaped turf and shrub areas. Fits all Rain Bird spray head and shrub adapters. A combination of the textured surface that's easy to grip when wet and the "captured" screw slot that prevents screwdriver slippage makes this nozzle easy to install and adjust.





Features and benefits:

- A physical left edge indicator makes it easier to feel the fixed left edge.
- No special tools required. A small twist of the center collar increases or decreases the arc setting.
- New Top Color-coded™ nozzles help you sort, install, and check installation easier to get you moving on to your next project sooner.








ITEM #	MODEL
RB10VAN	10-foot VAN
RB12VAN	12-foot VAN
RB15VAN	15-foot VAN
RB18VAN	18-foot VAN





MPR Spray Nozzles

											
RB10F			RB10TQ			RB10H			RB10Q		
psi	Radius	GPM	psi	Radius	GPM	psi	Radius	GPM	psi	Radius	GPM
15	7'	1.80	N/A	N/A	N/A	15	7'	0.58	15	7'	0.29
20	8'	2.10	N/A	N/A	N/A	20	8'	0.65	20	8'	0.33
25	9'	2.40	N/A	N/A	N/A	25	9'	0.72	25	9'	0.36
30	10'	2.60	N/A	N/A	N/A	30	10'	0.79	30	10'	0.39
RB12F			RB12TQ			RB12Q			RB12Q		
psi	Radius	GPM	psi	Radius	GPM	psi	Radius	GPM	psi	Radius	GPM
15	11'	1.80	15	11'	1.35	15	11'	0.90	15	11'	0.45
20	12'	2.10	20	12'	1.58	20	12'	1.05	20	12'	0.53
25	14'	2.40	25	14'	1.80	25	14'	1.20	25	14'	0.60
30	15'	2.60	30	15'	1.95	30	15'	1.30	30	15'	0.65
RB15F			RB15TQ			RB15H			RB15Q		
psi	Radius	GPM	psi	Radius	GPM	psi	Radius	GPM	psi	Radius	GPM
15	11'	2.6	15	11'	1.95	15	11'	1.3	15	11'	0.65
20	12'	3.0	20	12'	2.25	20	12'	1.5	20	12'	0.75
25	14'	3.3	25	14'	2.48	25	14'	1.65	25	14'	0.82
30	15'	3.7	30	15'	2.78	30	15'	1.85	30	15'	0.92

Strip Nozzles

														
RB15SQ			RB15CST			RB15EST			RB15SST			9SST		
psi	W x L	GPM	psi	W x L	GPM	psi	W x L	GPM	psi	W x L	GPM	psi	W x L	GPM
15	18'x18'	2.68	15	4'x26'	0.89	15	4'x13'	0.45	15	4'x26'	0.89	15	9'x15'	1.34
20	19'x19'	3.06	20	4'x28'	1.00	20	4'x14'	0.50	20	4'x28'	1.00	20	9'x16'	1.47
25	21'x21'	3.42	25	4'x28'	1.11	25	4'x14'	0.56	25	4'x28'	1.11	25	9'x16'	1.60
30	23'x23'	3.73	30	4'x30'	1.21	30	4'x15'	0.61	30	4'x30'	1.21	30	9'x18'	1.73

Rotary Nozzles

											
RB13RF			RB13RTQ			RB13RH			RB13RQ		
psi	Radius	GPM	psi	Radius	GPM	psi	Radius	GPM	psi	Radius	GPM
20	13	1.31	20	13	0.98	20	13	0.65	20	13	0.33
25	14	1.46	25	14	1.10	25	14	0.73	25	14	0.37
30	16	1.60	30	16	1.20	30	16	0.80	30	16	0.40
35	16	1.73	35	16	1.30	35	16	0.86	35	16	0.43
40	17	1.85	40	17	1.39	40	17	0.92	40	17	0.46
RB17RF			RB17RTQ			RB17RH			RB17RQ		
psi	Radius	GPM	psi	Radius	GPM	psi	Radius	GPM	psi	Radius	GPM
20	17	2.45	20	17	1.84	20	17	1.22	20	17	0.61
25	19	2.74	25	19	2.05	25	19	1.37	25	19	0.68
30	21	3.00	30	21	2.25	30	21	1.50	30	21	0.75
35	22	3.24	35	22	2.43	35	22	1.62	35	22	0.81
40	23	3.46	40	23	2.60	40	23	1.73	40	23	0.87

RAIN BIRD®

5000 Series Rotors

The 5000 Series Rotor is a rugged mid-ranged gear-drive rotary sprinkler, offering durability, performance, and the convenience of arc adjustment from the top, for residential and light commercial applications. This versatile rotor offers a standard rubber cover and the convenience of reversing full-and part-circle operations (up to 360°) in one unit. And, with a tree of Rain Curtain™ nozzles, the 5000 Series Rotor offers excellent distribution for top-notch efficiency. All of this, a proven gear-driven design, and a five year warranty, makes the 5000 Series Rotor one head that will “Take Performance to the Top.”

Features and Benefits:

- Enhanced Rain Curtain™ Nozzles:
 - Increased radius range with less flow per nozzle
 - New Micro-Ramps™ for superior close-in watering
 - Nozzle Extraction Feature for easy rotor maintenance
- True 4" pop-up.
- Radius adjustment screw allows up to 25% radius reduction without changing nozzles
- Heavy-duty cover assembly for extra durability

Specifications:

- Precipitation rate: .20 to 1.01 inches per hour (5 to 26mm/h)
- Radius: 25 to 50 feet (7.6 to 15.2 m)
- Radius may be reduced up to 25% with radius reduction screw
- ¾" (20/27) NPT female bottom threaded inlet
- Flow Rate: .73 9.63 gpm (.17 to 2.19 m³/h)
- Pressure: 25-65 psi (1.7 to 4.5 bar)

ITEM #	RB5004
--------	--------



RAIN BIRD®

3500 Series Rotors

The 3500 Series Rotor is an easy to use short to mid-range ½" gear-drive rotor, offering value and convenience for residential applications. Utilizing a simple flat-bladed screwdriver, the 3500's arc adjustment is quick and easy. This versatile rotor offers an attachable nozzle tree with six superior Rain Curtain™ nozzles and the convenience of reversing full and part circle operation (up to 360°) in one unit. Plus, a nozzle removal feature and easily removable filter screen makes maintenance a breeze. All of this, an affordable price and a 3-year factory warranty makes the 3500 Series one rotor that is easy to buy and tough to beat.

Features and Benefits:

- True 4" (10 cm) pop-up (measured from the center of nozzle)
- Radius adjustment screw allows up to 35% radius reduction without changing nozzles
- Dual action, positive stop wiper seal protects internals from debris and assures positive pop-up and retraction
- Arc factory preset at 180° for installation convenience
- Optional Seal-A-Matic (SAM™) check valve holds up to 7 feet (2.1m) of elevation change, to prevent puddling and erosion caused by low head drainage
- Self-adjusting stator does not require replacement when changing nozzles

Specifications:

- Precipitation rate: .37 to .72 inches per hour (9 to 18 mm/h)
- Radius: 15 to 35 feet (4.6 to 10.7m)
- Radius may be reduced up to 35% with Radius Reduction
- Pressure: 25-55 psi (.12 to 1.04 m³/h)
- ½" NPT female bottom threaded inlet
- Reversing full- and part-circle adjustment 40-360°

ITEM #	RB3504PC
--------	----------



Rotary Pop-Ups



Voyager II

The Orbit Voyager, their # 1 selling gear-drive rotary sprinklers. Dependable, easy to adjust sprinkler with a quiet and smooth rotating spray. Ideal for watering grass areas of 25 ft to 40 ft radius.

Features and Specifications:

- Produces a quiet and smooth rotating spray.
- Universal properties work with or as a replacement for most impact or gear drive sprinklers on the market.
- Large filter to reduce clogged nozzles.
- Ideal for larger areas with an easy to adjust spray distance - from 25' to 40' radius.
- Full or Part Circle: from 40° to 360° arcs.
- Flow Rate: .5 to 14.4 gpm.
- Pressure Range: 30 to 70 psi.



ITEM #	OR55060
--------	---------

Saturn III

The Orbit Saturn, their best gear-driven rotary sprinkler in its class. It has the dependability and durable construction you've come to know with Orbit and it's easy to adjust with a quiet and smooth rotating spray. Ideal for watering medium size grass areas from 15 ft to 25 ft.

Features and Specifications:

- Produces a quiet and smooth rotating spray.
- Universal properties work with or as a replacement for most impact or gear drive sprinklers on the market.
- Large filter reduces clogged nozzles.
- Ideal for medium to medium-large area coverage with an easy to adjust Spray distance of 15' to 25' radius.
- Full or Part Circle: from 40° to 360° arcs.
- No special tools required for adjustments.
- Flow rate: .5 to 3 gpm.
- Pressure Range: 30 to 50 psi.



ITEM #	OR5505
--------	--------

Titan

The Titan Shrub Gear Drive is an ideal watering solution for areas with tall plant growth. This above ground gear drive can be attached to a sprinkler riser to water above the shrub or flower line without having to use a canister-type product.

Features and Specifications:

- Produces a smooth rotating pattern.
- Large filter reduces and prevents clogged nozzles for uninterrupted performance.
- Easy to adjust, requiring nothing more than a flat head screwdriver to adjust the spray.
- Adjustable spray distance of 15' to 35'.
- Full or Part Circle: 40° to 360°.

ITEM #	OR55045
--------	---------



IMPACT SPRINKLERS



On December 18, 1933, a request was filed for a patent on a device described as a “spring activated horizontal impact arm-driven sprinkler”. Once granted, Rain Bird was up and running with the industry’s first impact sprinkler. Decades later, Rain Bird continues to make history with impact sprinklers that reliably and durably elevate the standard for efficient water management.

Maxi-Bird Plastic Impact Head

1/2" male, riser-mounted, full or part circle, plastic impact head with distance-control diffuser pin. Double weighted arm for slower rotation and increased distance of throw. Adjustable arm spring for low pressure and low flow operation. Pressure 25-60 psi.

ITEM #	RBMAXBIRD		
DESCRIPTION	Maxi Bird		
	PSI	RADIUS	GPM
	25	35'	2.8
	35	38'	3.3
	45	40'	3.7



Brass Impact Heads

Other nozzles are available. Please call for pricing

20B-ADJ - 1/2" male, riser-mounted, full circle, brass impact head with distance-control diffuser pin. Straight-through flow for superior performance in dirty water. Pressure 30-70 psi.

25BPJ-FP-ADJ - 1/2" male, riser-mounted, full or part circle, brass impact head with a stainless steel distance-control diffuser pin. Straight through flow for superior performance in dirty water. Pressure 30-50 psi.

25BJD-FP-ADJ-DA-TNT - Same as 23BPJ-FP-ADJ but with a distance control flap and a long wearing TNT bearing.

30-H - 3/4" male, riser-mounted, full circle, brass impact head with a stainless steel springs and fulcrum pin. Dual nozzle ports. Pressure: 25-80 psi.

35A-TNT

3/4" male, riser-mounted, full or part circle, brass impact head. Long-wearing TNT bearing. Straight through flow for superior performance in dirty water. Pressure: 30-60 psi.

35A-ADJ-TNT

Same as 35A-TNT but with a stainless steel distance-control diffuser pin.



ITEM #	DESCRIPTION	ITEM #	DESCRIPTION
RB20BADJ	20B-ADJ	RB30H	30 H
RB25BPJ	25BPJ-FP-ADJ	RB35ATNT	35A-TNT
RB25BPDJA	25BPJ-FP-ADJ-DA-TNT	RB35AADJ	35A-ADJ-TNT

MODEL	20B-ADJ		25BPJ-FP-ADJ		30H		35A-TNT	
	PSI	RADIUS	RADIUS	GPM	RADIUS	GPM	RADIUS	GPM
	30	39	39	3.8	42	5.3	44	5.5
	40	40	40	4.4	44	6.1	47	6.4
	50	41	41	5.0	45	6.8	49	7.2