

POLYETHELENE PIPE AND FITTINGS

A lightweight, low cost polyethylene pipe manufactured of high tensile strength polyethylene resins. Thoroughly tested and much tougher than conventional polyethylene, yet uncoils easily. This pipe is not NSF (National Safety Foundation) but contains 2% UVI ingredients. NSF is available on special order and has a working pressure of 100 psi.



ITEM #	SIZE	FT/ROLL	WT/ROLL
YPP121C	1/2'	100'	7
YPP124C	1/2'	400'	25
YPP341C	3/4"	100'	9
YPP344C	3/4"	400'	36
YPP11C	1"	100'	14
YPP1003C	1"	300'	42
YPP1501C	1 1/2"	100'	33
YPP1503C	1 1/2"	300'	83

Pipe Clamps

ITEM #	DESCRIPTION
CLAMP12	Stainless Steel Clamps, fits 1/2" to 1"
CLAMP20	Stainless Steel Clamps, fits 3/4" to 1 3/4"

Poly Pipe Fittings

Poly 90° Elbow



Poly Plug



Poly Male Adapter



Poly Tee



1/2"	GIEL12	1/2"	GIPL12	1/2"	GIMA12	1/2"	GIT12
3/4"	GIEL34	3/4"	GIPL34	3/4"	GIMA34	3/4"	GIT34
1"	GIEL100	1"	GIPL100	1"	GIMA100	1"	GIT100
1 1/2"	GIEL150	1 1/2"	GIPL150	1 1/2"	GIMA150	1 1/2"	GIT150

Poly Female Adapter



Poly Cross



Poly Coupling



1/2"	GIFA12	1/2"	N/A	1/2"	GIC12
3/4"	GIFA34	3/4"	GICR34	3/4"	GIC34
1"	GIFA100	1"	GICR100	1"	GIC100
1 1/2"	GIFA150	1 1/2"	N/A	1 1/2"	N/A









PVC PIPE AND FITTINGS



PR200 pipe has a maximum working pressure of 200 psi at 73°F. Schedule 40 pipe has a standard wall thickness therefore, the maximum work pressure at 73°F is variable. PVC pipe will not corrode and its ultra smooth wall allows for much less friction over standard piping. Easy to assemble: Just clean pipe and joint and apply cement. Insert pipe joint with a quarter turn and let cement harden. The only hardware needed for installation is a hacksaw and screwdriver. All PVC pipe comes in standard lengths of 20'.

TYPE	SIZE	ITEM #	O.D.	MAX. PRESS.	MIN WALL	WT/100
PR315	1/2"	G050PIPE3	.840	315 psi	.062	9.9
PR200	3/4"	G075PIPE2	1.050	200 psi	.060	12.8
PR200	1"	G100PIPE2	1.350	200 psi	.063	16.8
PR200	1 1/2"	G125PIPE2	1.900	200 psi	.090	33.4
PR200	2"	G200PIPE2	2.375	200 psi	.113	51.8
SCH 40	3/4"	G075PIPE4	1.050	480 psi	.113	21.0
SCH 40	1"	G100PIPE4	1.315	450 psi	.133	31.0
SCH 40	1 1/2"	G125PIPE4	1.900	330 psi	.145	50.4
SCH 40	2"	G200PIPE4	2.375	280 psi	.154	67.6

PVC Fittings













Coupling Slip		Coupling Threaded		Female Adapter		Male Adapter	
							
1/2"	G050C	1/2"	G050CZ	1/2"	G050FA	1/2"	G050MA
3/4"	G075C	3/4"	G075CZ	3/4"	G075FA	3/4"	G075MA
1"	G100C	1"	G100CZ	1"	G100FA	1"	G100MA
1 1/2"	G150C			1 1/2"	G150FA	1 1/2"	G150MA
2"	G200C			2"	G200FA	2"	G200MA
90° Elbow Slip		90° Elbow Slip x Thread		90° Elbow Threaded		Street Elbow Slip x Thread	
							
1/2"	G050E90	1/2"	G050E90X	1/2"	G050E90Z	1/2"	G050SE90X
3/4"	G075E90	3/4"	G075E90X	3/4"	G075E90Z		
1"	G100E90	1"	G100E90X	1"	G100E90Z		
1 1/2"	G150E90			1 1/2"	G150E90Z		
2"	G200E90	2"	G200E90X	2"	G200E90Z		

PVC PIPE FITTINGS

45° Elbow Slip		Tee Slip		Tee Slip x Slip x Thread		Cross Slip x Slip x Slip x Slip			
									
1/2"	G050E45	1/2"	G050T	1/2"	G050TX	1/2"	G050CR		
3/4"	G075E45	3/4"	G075T	3/4"	G075TX	3/4"	G075CR		
1"	G100E45	1"	G100T	1"	G100TX	1"	G100CR		
1 1/2"	G150E45	1 1/2"	G150T						
2"	G200E45	2"	G200T	2"	G200TX				
Cap Slip		Cap Threaded		Plug Slip		Plug Threaded			
									
1/2"	G050CAP	1/2"	G050CAPX	1/2"	G050P	1/2"	G050PX		
3/4"	G075CAP	3/4"	G075CAPX	3/4"	G075P	3/4"	G075PX		
1"	G100CAP	1"	G100CAPX	1"	G100P	1"	G100PX		
1 1/2"	G150CAP	1 1/2"	G150CAPX						
2"	G200CAP	2"	G200CAPX						
Nipple Short		Nipple 6 inch		Nipple Slip x Thread		Coupling Repair			
									
1/2"	G050NZ	1/2"	G050NZ6	1/2"	G050NX	1"	G100RPRCPL		
						2"	G200RPRCPL		
Coupling Compression		Tee Repair		Tee Compression		Coupling Expandable Slip		Union	
									
3/4"	G075CC			3/4"	G075CCT	1/2"	G050SF	3/4"	G075U
1"	G100CC	1"	G100RPRT	1"	G100CCT	3/4"	G075SF	1"	G100U
1 1/2"	G150CC					1"	G100SF	1 1/2"	G150U
2"	G200CC					1 1/2"	G150SF	2"	G200U
						2"	G200SF		

Other fittings and sizes are available, contact caSSco for all your plumbing needs.

PVC PIPE FITTINGS

Reducing Coupling Slip			Reducing Coupling Slip x Thread			Reducing Male Adapter Slip x Thread		
								
3/4" 1" 1"	1/2" 1/2" 3/4"	G075050C G100050C G100075C	3/4" 1" 1"	1/2" 1/2" 3/4"	G075050CZ	1/2" 1/2" 3/4"	3/4" 1" 1"	G075050M G050100M G100075M
Reducing 90° Elbow Slip			Reducing 90° Elbow Slip x Thread			Reducing Side Outlet Slip x Slip x Slip		
								
3/4" 1" 1"	1/2" 1/2" 3/4"	G075050E G100050E G100075E	3/4" 1" 1"	1/2" 1/2" 3/4"	G075050EX G100050EX G100075EX	3/4" 1" 1"	1/2" 1/2"	G07505050 G10005050
Reducing Side Outlet Slip x Slip x Thread			Reducing Tee Slip			Reducing Tee Slip x Slip x Thread		
								
3/4" 1"	1/2" 1/2"	G0750505X G1000505X	3/4" 3/4" 1" 1" 1 1/2" 1 1/2" 2"	1/2" 1" 1/2" 3/4" 3/4" 1" 1 1/2"	G075050T G075100T G100050T G100075T G150075T G150100T G200150T	3/4" 1" 1" 1 1/2" 1 1/2" 2" 2" 2"	1/2" 1/2" 3/4" 1/2" 3/4" 1/2" 3/4" 1"	G075050TX G100050TX G100075TX G150050TX G150075TX G200050TX G200075TX G200100TX
Reducing Bushing Slip			Reducing Bushing Slip x Thread			Reducing Bushing Thread		
								
3/4" 1" 1" 1" 1" 1 1/2" 1 1/2" 2" 2" 2"	1/2" 1/2" 1/2" 3/4" 3/4" 3/4" 1" 3/4" 1" 1 1/2"	G075050 G100050 G100050S G100075 G100075S G150075 G150100 G200075 G200100 G200150	3/4" 3/4" 1" 1" 1 1/2" 1 1/2" 2" 2" 2"	1/2" 1" 1/2" 3/4" 1/2" 1" 3/4" 1" 1 1/2"	G075050X G075100X G100050X G100075X G150050X G150100X G200075X G200100X G200150X	3/4" 1" 2"	1/2" 3/4" 1 1/2"	G075050Z G100075Z G200150Z

PVC TOOLS

Pipe Cutter

The best cutter for poly and PVC tubing. Cuts pipe with little effort and has a stainless steel blade.



ITEM # OR26805

PVC Saw

Cuts right through plastic on both the push and pull stroke. Precision ground teeth and firm grip.



ITEM # CRSAW12

Heavy-Duty Pipe Cutter

Cuts pipe with ease, the ratcheting jaws and sharp steel blade cuts faster, cleaner, and with less effort.



ITEM # OR26985

Super Saw

This multi-purpose saw may be used to thermally cut piping or laminates in tight places. It can also be used as a temporary sling to hang lightweight pipes.



ITEM # CRSAW36

PVC SUPPLIES

PVC Pipe Cleaner

Concentrated formula to get the grime out and off pipes to make sure seal is clean and strong.



ITEM # GCL32

PVC Pipe Glue

A medium-bodied, fast drying solvent cement designed to be used on any type of PVC for any pressurized situations and water conditions.



Teflon Tape

Made from durable teflon and designed to seal threaded joints on any type of pipe, plastic or metal.



ITEM # GTST

ITEM #	DESCRIPTION
GCEM16	PVC Cement - Pt
GCEM32	PVC Cement - Qt

FLEX PIPE



Flex tubing allows bending but resists breakage, making it ideal for installing spray or rotor sprinkler heads in hard to reach areas and cushions impact that normally cracks traditional piping. Comes in 100"

ITEM # RBS100

Barb Fittings & Accessories

Barb Adapter		Barb Coupling		Barb Elbow		Barb Tee		MSE Street Elbow	
									
1/2" 3/4"	SBA050 SBA075	1/2"	SPCPLG	1/2" 3/4"	SBE050 SBE075	1/2"	RBSBT	1/2" 3/4"	RBMSE050 RBMSE075
Flexible Riser		Multi Adjustable Riser		Shrub Adapter		1800 Extension			
									
ORB37322		ORB37333		RB6300		RB1800			